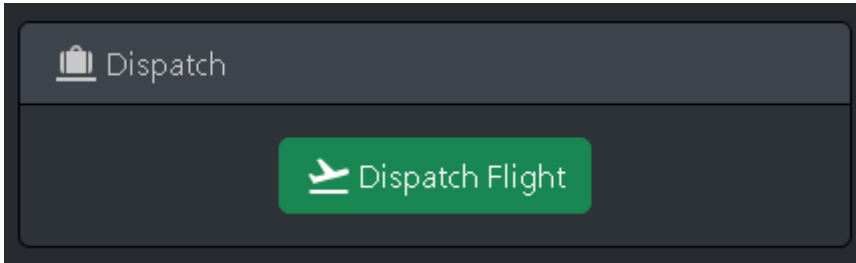


Joining Events

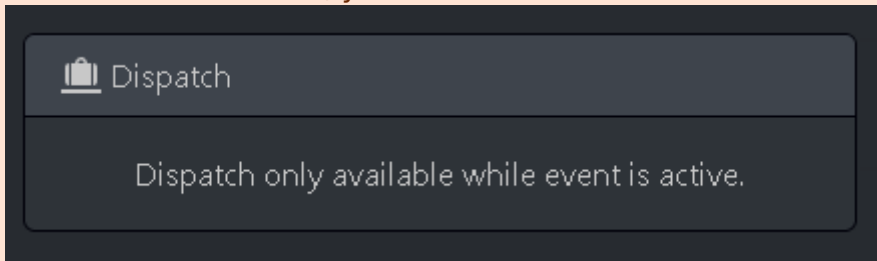
- [Dispatching events](#)
- [Participating in Discord](#)
- [Finding your dispatched event in smartCARS 3](#)
- [Verify your event participation is being tracked properly](#)

Dispatching events

From an Event Details page, click on the green Dispatch button to dispatch the event flight and make it available in smartCARS 3.



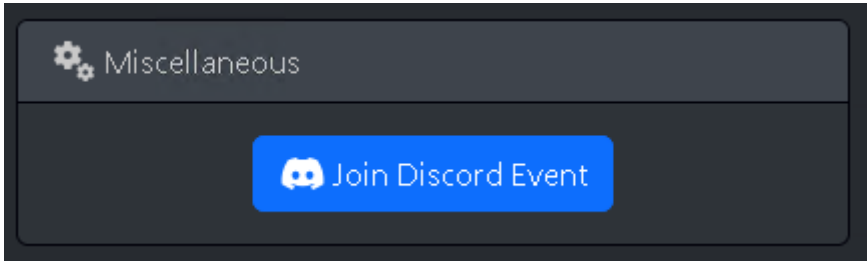
An event flight can only be dispatched after the event start time and before the event ends. Outside of those hours, you will see a notice like this:



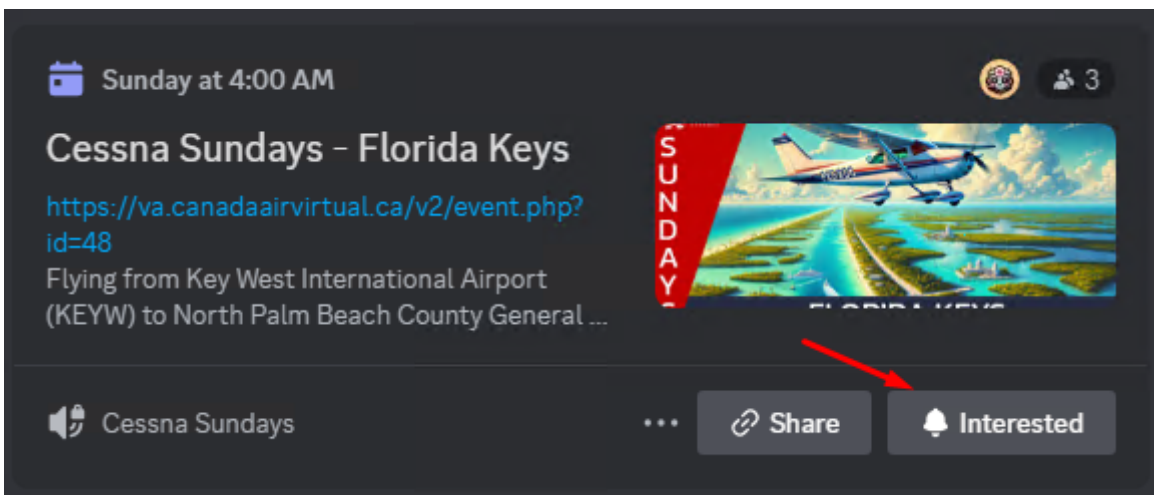
You can also [dispatch an event directly in smartCARS 3](#).

Participating in Discord

We invite all pilots to join the event in our Discord server to socialize with other Canada Air pilots while flying.



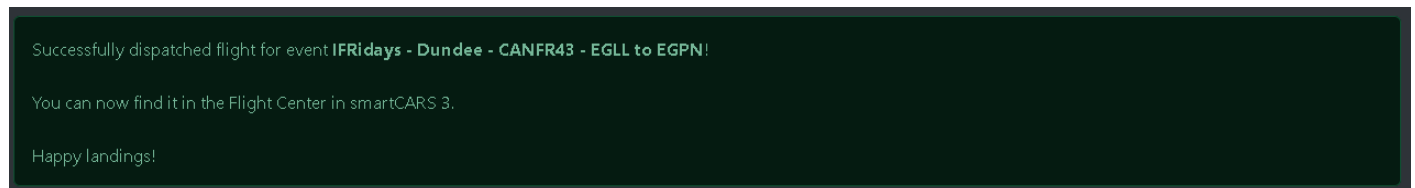
For convenience, we've added a **Join Discord Event** button to each event detail page. Click it to be taken to the event in Discord, where you can add a reminder for yourself to join the voice channel when the event starts.



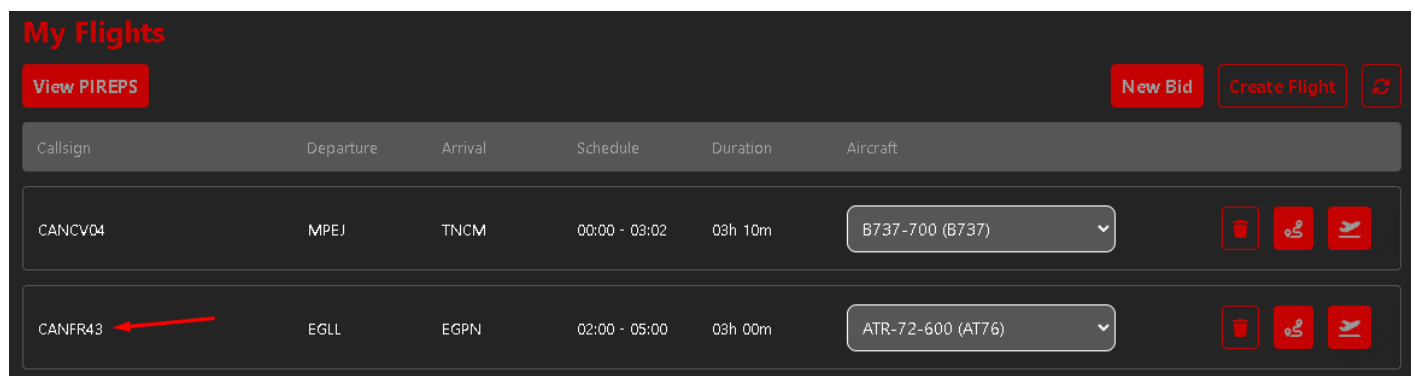
Please practice proper microphone discipline while participating in an event flight in Discord. While we do not always fly on online networks, we highly encourage you to configure your microphone settings to Push-To-Talk mode, or ensure you mute Discord appropriately when you speak to ATC or your wife and pets.

Finding your dispatched event in smartCARS 3

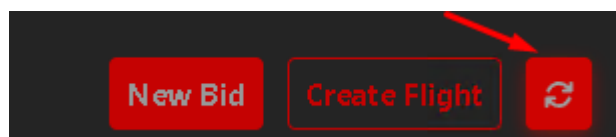
First, ensure you dispatched the event flight on the website. You should see a message like this after clicking the green Dispatch button.



Then, open smartCARS 3 and visit the Flight Centre. You should see the tour leg as a bid near the bottom of the list. Look for the flight number and ensure it matches the tour leg's flight number.



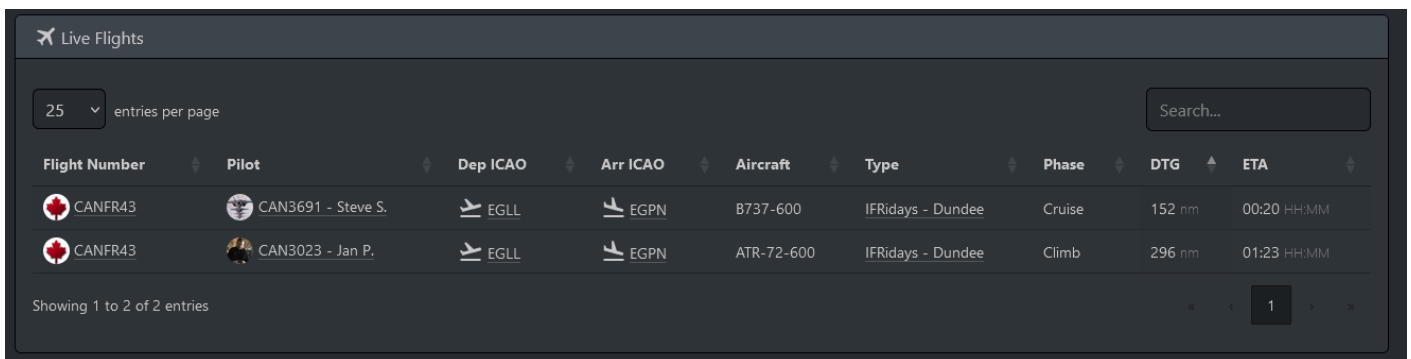
If the flight doesn't appear, try refreshing the Flight Centre.











For more details on the Flight Centre, consult our [smartCARS 3 guide](#).

Verify your event participation is being tracked properly

While flying an event flight, you can double-check that your flight is being tracked properly by checking the [Live Flights](#) page on the website.



The screenshot shows the 'Live Flights' interface. At the top, there's a header 'Live Flights' with an airplane icon. Below it, a dropdown menu is set to '25' entries per page, and a search bar is on the right. The main table has columns: Flight Number, Pilot, Dep ICAO, Arr ICAO, Aircraft, Type, Phase, DTG, and ETA. Two flight entries are visible, both for CANFR43. The first entry is in the 'Cruise' phase, and the second is in the 'Climb' phase. Both are for the 'IFRidays - Dundee' event. The bottom of the table shows 'Showing 1 to 2 of 2 entries' and a pagination control with the number '1' highlighted.

Flight Number	Pilot	Dep ICAO	Arr ICAO	Aircraft	Type	Phase	DTG	ETA
 CANFR43	 CAN3691 - Steve S.	 EGLL	 EGPN	B737-600	IFRidays - Dundee	Cruise	152 nm	00:20 HH:MM
 CANFR43	 CAN3023 - Jan P.	 EGLL	 EGPN	ATR-72-600	IFRidays - Dundee	Climb	296 nm	01:23 HH:MM

Pay close attention to the **Type** column in the table. It should refer to the event you are flying.

If it does not, then something went wrong during the dispatch or the flight tracking inside smartCARS 3 that caused it to lose the connection to the event.