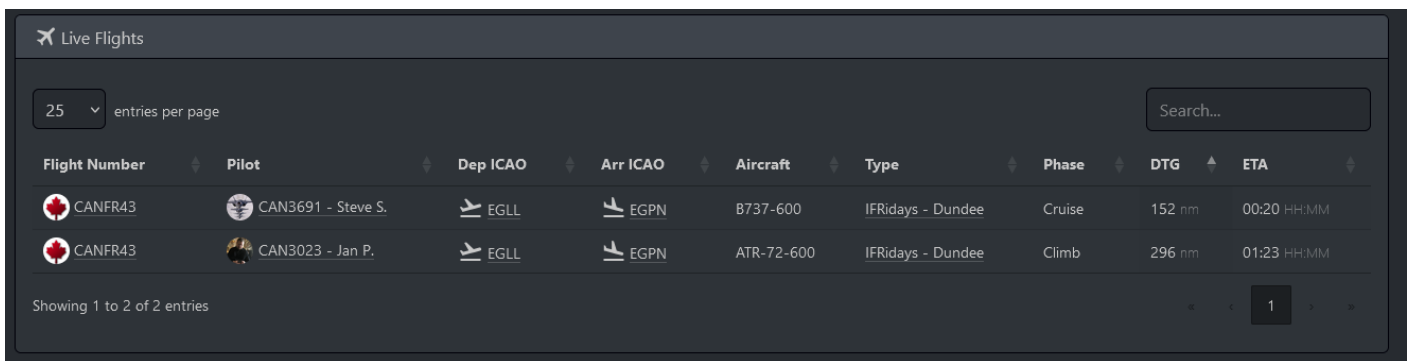










Verify your event participation is being tracked properly

While flying an event flight, you can double-check that your flight is being tracked properly by checking the [Live Flights](#) page on the website.



The screenshot shows the 'Live Flights' interface. At the top, there's a header 'Live Flights' with a plane icon. Below it, a search bar and a dropdown for 'entries per page' (set to 25) are visible. The main part is a table with columns: Flight Number, Pilot, Dep ICAO, Arr ICAO, Aircraft, Type, Phase, DTG, and ETA. Two flight entries are shown, both for CANFR43. The first entry is in 'Cruise' phase, and the second is in 'Climb' phase. Both are for the event 'IFRidays - Dundee'. At the bottom, it says 'Showing 1 to 2 of 2 entries' and a pagination control shows '1'.

Flight Number	Pilot	Dep ICAO	Arr ICAO	Aircraft	Type	Phase	DTG	ETA
 CANFR43	 CAN3691 - Steve S.	 EGLL	 EGPV	B737-600	IFRidays - Dundee	Cruise	152 nm	00:20 HH:MM
 CANFR43	 CAN3023 - Jan P.	 EGLL	 EGPV	ATR-72-600	IFRidays - Dundee	Climb	296 nm	01:23 HH:MM

Pay close attention to the **Type** column in the table. It should refer to the event you are flying.

If it does not, then something went wrong during the dispatch or the flight tracking inside smartCARS 3 that caused it to lose the connection to the event.

Revision #5

Created 28 November 2024 21:12:24 by Jan P.

Updated 30 November 2024 03:34:31 by Jan P.