

During the Flight

- Monitoring your flight
- Pause at ToD
- Sky Blue Radio
- Minimizing the App

Monitoring your flight

During your flight, it is a good idea to keep an eye on the flight tracking in smartCARS 3 to avoid any nasty surprises upon arrival.

The screen below will show you all the details of how smartCARS 3 is tracking your flight.

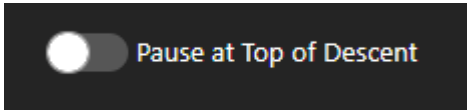
The screenshot displays the smartCARS 3 flight tracking interface. At the top, it shows 'Connected to: Microsoft Flight Simulator 2020'. The main area features a satellite map of the Pacific Northwest region, with a pink flight path starting from Seattle and heading north towards Prince George. Key points on the path are labeled: 'TOP OF CLIMB' near HEIRE and 'TOP OF DESCENT' near PRINCE GEORGE. On the left, a 'Flight Log' panel lists the following events: 7:24:08 PM Using Microsoft Flight Simulator 2020; 7:24:08 PM Flying PMDG 737-700 WestJet (C-GWCN - 2022); 7:24:08 PM Now boarding; 7:24:08 PM COM1: 121.700, COM2: 124.850, NAV1: 110.50, NAV2: 110.50, Transponder: 4771; 7:32:57 PM COM1 active frequency set to 119.990; 7:33:14 PM COM1 active frequency set to 121.700; 7:34:12 PM COM1 active frequency set to 119.990; 7:35:36 PM Pushing back with 4991 KGS of fuel; 7:36:14 PM Engine 2 On. Below the log is a 'Comment' field and a 'Pause at Top of Descent' toggle. On the right, a flight information box shows 'WEN3287', aircraft type 'DHC8-200 (DH8B)', route 'CYVR → CYXS', and estimated times '0h01m' and '0h58m'. At the bottom, there is a 'Sky Blue Radio' player and a 'Mobile' button.

You can also consult the [Live Flights](#) section of our website to ensure your flight is being recognized there.

If you are flying a Tour Leg or Event, the **Type** column in the table should properly identify the Tour Leg or Event. If it does not, your flight was not dispatched properly. Consult our [Tours](#) and [Events](#) guides for more details.

Pause at ToD

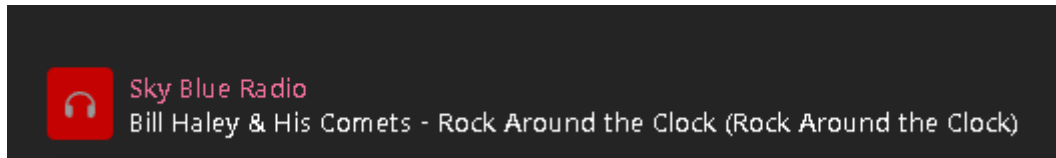
SmartCARS 3 features a **Pause at TOD** toggle button which will pause the simulator when smartCARS 3 think it's time for you to descend. This may not be 100% accurate, but it is a decent way to ensure you don't forget to return to the cockpit when it's time to do things.



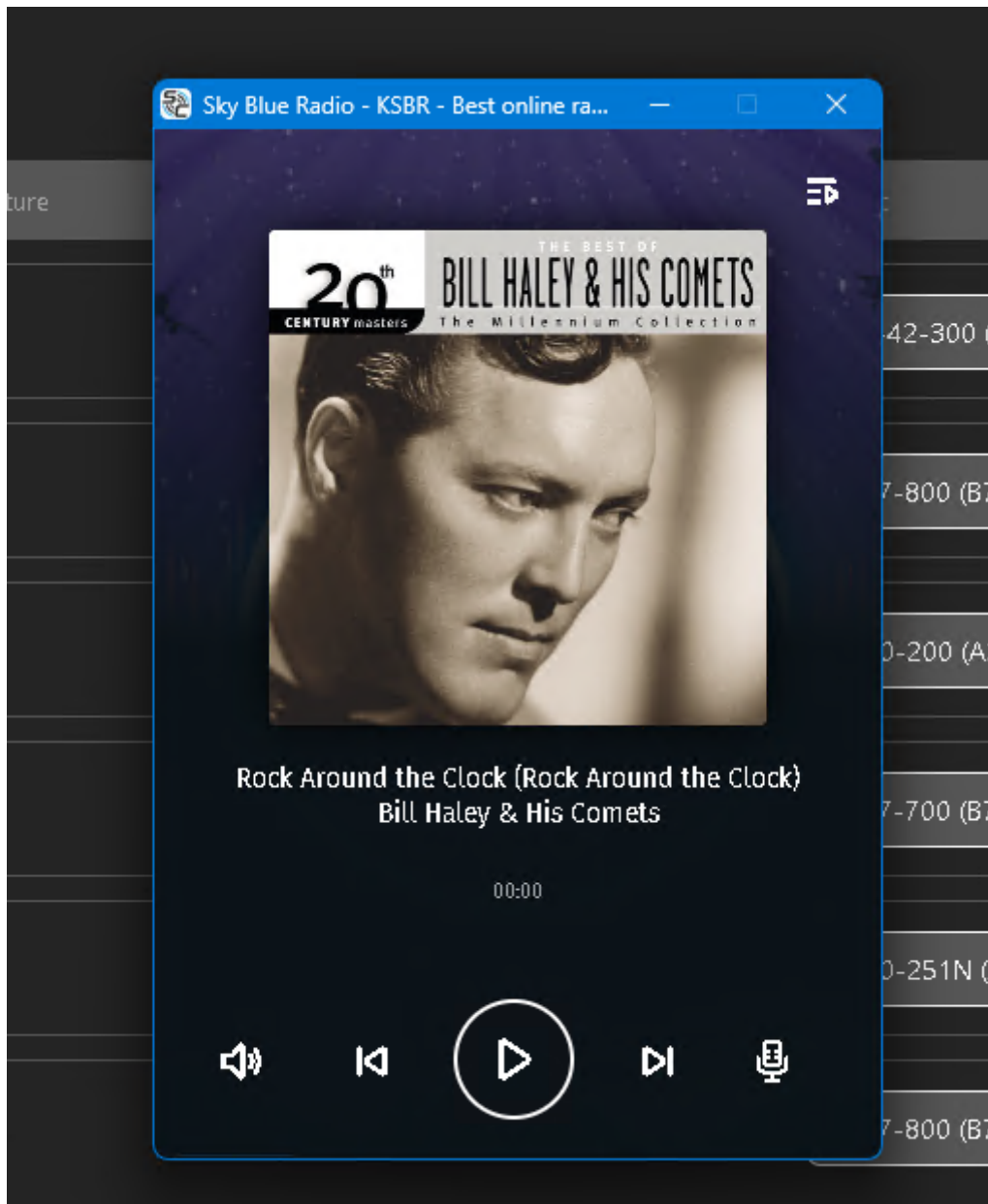
Simply toggle on the option. When the sim reaches TOD, smartCARS 3 will pause the sim. You'll then be able to unpaue from smartCARS 3.

Sky Blue Radio

smartCARS 3 has Sky Blue Radio integrated into the application. You can access it via the button at the bottom of all screens.




Clicking the button will open a new window with a Sky Blue Radio player where you can perform the usual functions such as Play, Pause, and change volume.



Minimizing the App

By default, SmartCARS 3 will minimize itself to the system tray when closing the application.



You can change that by visiting the Settings screen and toggling off the "Minimize the tray" option.

