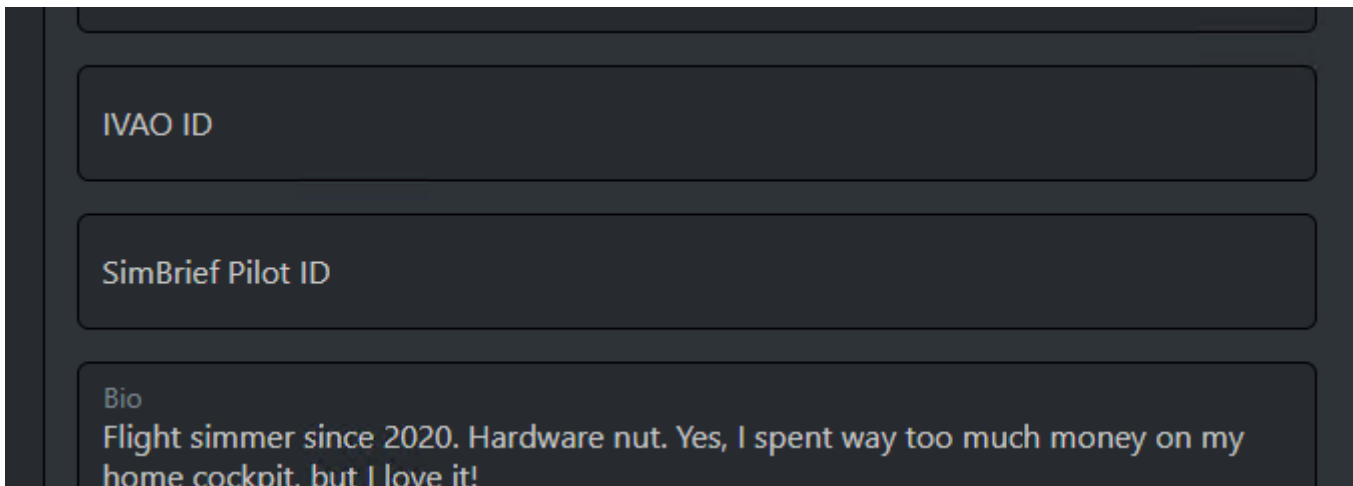


2025-02-18 - Import SimBrief Flight Plan via Website

For those that like to plan their flights in SimBrief, you can now easily import your latest generated SimBrief flight plan via our website.

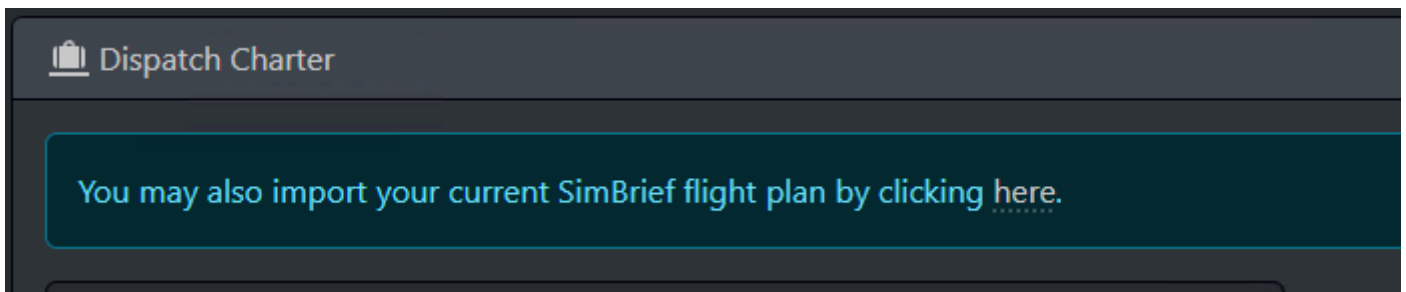
To do so, make sure you have filled in your Pilot ID in your [profile](#):



A screenshot of a dark-themed user profile form. It contains three input fields: 'IVAO ID', 'SimBrief Pilot ID', and a 'Bio' field. The bio field contains the text: 'Flight simmer since 2020. Hardware nut. Yes, I spent way too much money on my home cockpit, but I love it!'.


Your SimBrief Pilot ID is a numeric ID found on your [SimBrief Account page](#) in the **Your SimBrief Data** section in the **Pilot ID** field.

Once done, you can go to the [Dispatch Charter page](#) and see a new notice at the top.



A screenshot of the 'Dispatch Charter' page. At the top, there is a header with a briefcase icon and the text 'Dispatch Charter'. Below this, a teal-colored notification box contains the text: 'You may also import your current SimBrief flight plan by clicking [here](#).'.

Click the link and your SimBrief flight plan will be imported and dispatched as a Charter flight.

 Import from Simbrief

Successfully dispatched charter flight **UAE514 from OMDB to VIDP!**

You can now find it in the Flight Center in smartCARS 3 or on the [My Dispatches](#) page.

Happy landings!

Revision #1

Created 18 February 2025 21:36:57 by Jan P.

Updated 2 March 2025 21:16:41 by Jan P.